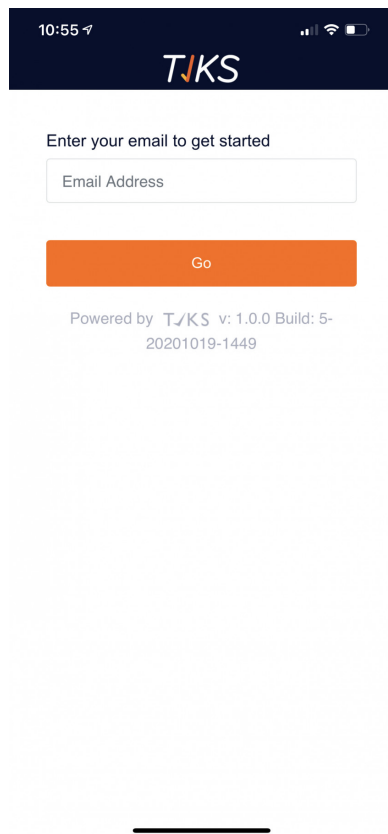


Mobile App

Mobile App users can download the app from the Apple App Store or the Google Play Store.

Once users download the app:

- enter your email address and tap 'Go'

A screenshot of a mobile application interface. At the top, a dark blue header bar contains the time '10:55' on the left, the 'T/KS' logo in the center, and signal, Wi-Fi, and battery status icons on the right. Below the header, the text 'Enter your email to get started' is displayed. Underneath this text is a white rectangular input field with the placeholder text 'Email Address'. Below the input field is a solid orange rectangular button with the text 'Go' in white. At the bottom of the screen, there is a small line of text: 'Powered by T/KS v: 1.0.0 Build: 5-20201019-1449'. A thick black horizontal line is positioned at the very bottom of the screen, below the footer text.

Once you are approved as a Mobile User, you will receive and email to launch the app:



Once the app is launched, you'll need to enter re-enter your details:

TIKS

Email *

rob@tiks.com.au

First name *


Robert

Last name *

Milagre

Mobile *

Country code

 +61

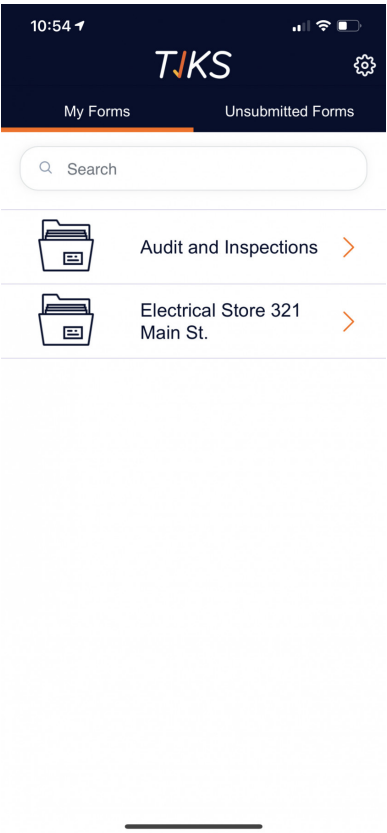
Example: 0412 345 678 *

400 378 977

Save

Powered by TIKS v: 1.0.0 Build: 5-20201019-1449

The app is then ready for use:



Created 3 years ago by [Robert Milagre](#)

Updated 3 years ago by [Robert Milagre](#)